

Calico Capers Quilt Guild

Volume 17 Issue 2

www.ccqg.org

April -June 2017

SALUTE THE STARS & STRIPES!



Traditional quilt blocks are perfect for infusing some red, white and blue into your quilting anytime of the year for a patriotic theme.

Red, white and blue symbolize the colors of the American flag, as well as the perfect colors for a patriotic quilt pattern. Rich in history, patriotic quilts are a way to bring the American spirit into a quilt top and are perfect quilts for decorating your home on Fourth of July, Labor Day or Memorial Day as well as just to commemorate the sacrifices of our troops.

The website, allpeoplequilt.com, has patterns for red, white & blue and star blocks that embrace the patriotic quilt. Check them out and the free download to stitch up one to display your favorite patriotic fabrics!

Here are just a few...

- * Fireworks...stars shine on a patriotic wallhanging—packed with nostalgic charm.
- * Flying Free...pay tribute to Old Glory with a fold art-style wallhanging with spirited flags waving in the breeze.
- * Patriotic Star Wall Art...foundation piece a single red, white & blue star for simple wall art.
- * Oh My Stars...a red, white & blue quilt salutes summertime with two classic blocks,



LeMoyne Star & Irish Chain.



- * Americana Rose...miter the corners of a scalloped border print, create a handful of Sawtooth Stars and enjoy a quilted version of a cheerful vintage tablecloth.

- * Patriotic Folk Art...appliqué a flag, hat and flower designs on a one-block wall quilt.

- * Seaside Cottage...patriotic precut fabric bundles make it easy to create a scrappy throw that's perfect for laying out on the beach or keeping cozy in the cottage on crisp evenings.



Forty-four total on that site—search the internet and find hundreds more. Or be creative and combine favorite blocks to come up with a fun red, white & blue quilt.

If someone in your life is a veteran, a patriotic quilt can be a touching tribute to their contributions and a way to thank them everyday.

So let's salute the stars and stripes!



MONTHLY MEETINGS

NOTE NEW LOCATION: Our monthly meetings will be held at the Moundville United Methodist Church Fellowship Hall located at W5501 County Road O, Endeavor unless otherwise noted.

April 2nd 6:00 PM Snacks/6:30 PM Program

● PROGRAM: 1930's Era Quilt Trunk Show. Featured guest, Lois Wilhelm/Pie Safe Quilts. Lois will have a retail area set-up before & after her trunk show.

NOTE: There will NOT be a business meeting tonight. We will devote the evening to our guest speaker.

- REACHING OUT BOM
- SHOW 'N TELL
- Hostesses: TE; EH; EH & GT

May 7th 6:00 PM Snacks/6:30 PM Program

● PROGRAM: Pre-cuts Trunk Show. Featured guest, Patti Hellenbrand/Village Creek Quilt. Patti will have a retail area set-up before & after her trunk show.

NOTE: There will NOT be a business meeting tonight. We will devote the evening to our guest speaker.

- REACHING OUT BOM
- SHOW 'N TELL
- Hostesses: AN; BB; MD & BL

June 4th 6:00 PM Snacks/6:30 PM Program

● PROGRAM: OH GLORY: The Inspiration & Journey of Patriotic Quilts. Featured guest, Kathy Flowers/Pieces of Dreams. Kathy will have a retail area set-up before & after her trunk show.

NOTE: There will NOT be a business meeting tonight. We will devote the evening to our guest speaker.

- REACHING OUT BOM
- SHOW 'N TELL
- Hostesses: PJ; AS; KW & HW

Hostesses:

Thank you for sharing your hospitality with us.

We ask that you have the snacks ready for members by **6:00 PM**. We will start with this and then proceed to our program promptly at 6:30 pm.

Doors at the church Fellowship Hall will be opened by 5:45 PM for your convenience unless you make other arrangements.

Thank you.

\$ 8 SPECIALS

May 17th Thursday 9:00 am–3:00 pm Fabric Bowls: Create a sculptured bowl for the microwave for heating soup or leftovers-after heating, there is no need for potholder! Instructor: JF

Sign-up sheets will be at the monthly meetings. Upon payment, you will receive the supply listing. This session will be held at the Fortifi Bank [former First National Bank] Community Room, Montello.

OUTREACH 2018

Mark your calendars for Outreach Work Days 2018-we welcome your stitches & fellowship...

March-Tuesday 27th	June, July & August—NO WORK DAYS
April-Tuesday 24th	September—Tuesday 25th
May-Tuesday 22nd	October—Tuesday 23rd
November—TO BE DETERMINED	
December—NO WORK DAY	

All workshops run from 9:00 am to 2:00pm. The committee supplies a morning treat with coffee and dessert after lunch. You bring a sack lunch and a beverage.


BOOK REPORT

Kathy Flowers had her first book, *Oh Glory!*, published in 2017.

Her book is a collection of patriotic quilts and small projects. There are several large quilts, small wallhangings and a Dresden pillow.

Kathy has as wonderful dedication to her father in this book. He was a veteran of World War II, serving proudly in the Navy.

There are eleven projects that salute the Stars & Stripes. So, whether you want large or small, check out her book—it is in the Winnexfox Library System.



Kathy has had several patterns in *Primitive Quilts & Projects*. Her projects are pieced and she also utilizes wool appliqué in her designs. Check out (www.primitivequiltsandprojects.com) or your local quilt shop that handles this magazine—in the following back issues you will find her patterns: Summer 2016; Fall 2016; Spring 2017; Summer 2017 and Winter 2017.

-Quarterly Book Report by EN

THE VERSATILE 4-PATCH QUILT

- ◆ A 4 x 4 truck can get you out of a sticky situation in deep snow or mud.
- ◆ A 4 x 4 wooden beam can support an amazingly heavy load.
- ◆ But a 4-patch quilt block? Well, that might be the most powerful of all!

Quilters have been stitching up 4-patches since the dawn of quilts. They're true quilting powerhouses—easy to make and endless possibilities! Put them together in just the right order, and you have got a beautiful new 4 x 4 quilt!

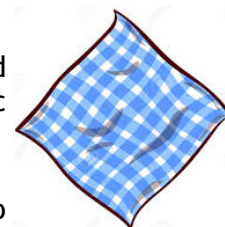
-MSQC-



NAPKIN CHALLENGE

I'm sure you remember that Homespun fabric napkin and lovely napkin ring/pin cushion those of you attending the Christmas Gathering 2017 received. But do you remember the challenge the Christmas Party Committee gave you???

You are to take that fabric 'napkin' (yes...homespun is the same on both sides) and create a quilted project. There is no size limit or requirements, just that this fabric appears on the front of in your creation.



Show 'n Tell finished challenge pieces will premiere at our August picnic. Can't wait to see what you come up with!

A WINTER READ

I recently read *Alice's Tulips* by Sandra Dallas and highly recommend it as a good book to read in the cold winter we are having. Two terms, common in the 19th century, were new to me in today's world. "Sloppy stitches" big enough to catch a toe were know as "toenail" stitches. Appliqué was called "laid-on-quilting".

Alice Bullock is a young newlywed whose husband Charlie has just joined the Union Army leaving her on his Iowa farm with only his formidable mother for company. Alice writes lively letters to her sister filled with accounts of local quilting bees, the rigors of farm life and the customs of small-town America. But no is too small for intrigue & treachery, and when Alice finds herself accused of murder, she discovers her own hidden strengths. Rich in details of quilting, Civil-War-era America and the realities of a woman's life in the 19th century. -PC-

ALICE HESSE MEMORIAL RIBBON

On Saturday, December 16, 2017 we lost not only a great friend but a wonderful quilting sister...Alice Mae [nee: Barker] Hesse and at the age of 95 years young she was still an inspiration to us all!

Her family shared, "Alice was a very young 95 years, still enjoying life to the fullest. She loved to be with her family and friends, both human and animal. Alice sewed all her life, but when she came to Montello, quilting became her passion. She was an early member of the Neighborhood Quilting Group and a longtime member of the Calico Capers Quilt Guild. Her quilts won prizes! They decorate all her walls. Everyone in the family, all the children, grandchildren, and great grandchildren, have at least one of them. One of her most complicated quilts yet is left sitting in her sewing room. She was the go-to quilting resource for many in the area, and brought her daughters-in-law into the hobby. When she wasn't quilting, Alice was reading."


After our loss, many of you shared your thoughts in emails and have given permission to share them here—your words say it all.

- ♥ I have spent the last two days in my sewing room creating a quilt - going over memories of this wonderful lady who has not only touched my life over the years but others as well. We have been truly blessed to have called her friend!! She was my hero in so many ways and I always told her 'I want to grow up to be just like you'. JO
- ♥ What a gem of a lady, one who meant so much to all of us. SB
- ♥ I didn't know her for a very long, but I grew very fond of her in the time I did know her. She was a wonderful lady and a great inspiration. PJ
- ♥ She was such an inspiration and so talented. She was still sewing beautifully at 90+ years of age. I will miss her and her talents. She had a wealth of sewing knowledge and was willing to try new things all the time. PJ
- ♥ She could answer any question and shared her knowledge with all. Remembering her working on her quilting project, and not starting another until that was completed, not letting anything left unfinished. AN
- ♥ Anyone would want to grow up to be just like Alice. Such an amazing lady, she will be sorely missed by so many. JVSF
- ♥ She was so very friendly and always had a smile. I loved her handwork, it was so very beautiful. She always made me feel so welcomed. YB
- ♥ Alice lived to quilt. She would come in the shop with her little lists of what she needed for her projects. She loved taking classes & taking our 'First Saturday' class—her projects always had just a little twist. She would always want to know what was new especially in notions. LB



Many have responded to the family request that 'in lieu of flowers, a memorial of your favorite charity in honor of Alice would be nice.' Calico Capers Quilt Guild has received monetary gifts in Alice's name.

At the January 8, 2018 Monthly Meeting of CCQG, it was discussed to change our 4H/Youth ribbons awarded at the local County fairs. This ribbon will still be presented by CCQG but will turn in to the Alice Hesse Memorial Ribbon. It was also discussed, that a gift certificate from local quilt shops should accompany this 4-H/Youth ribbon. A vote was taken and passed...a line item will be added to the 2019 & future budgets to continue on with this memorial. What a befitting tribute to a 1st Place lady!!!



Life is like a Quilt

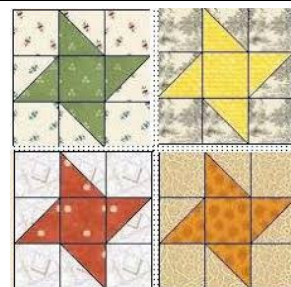
Years bound Together

Embellished with Family & Friends

Backed with Tradition and Stitched with Love

With Cornerstones placed Carefully

To Create a *One-of-a-Kind* Journey through Time.



TIPS TO MAKE YOUR QUILTING LIFE EASIER

At our January monthly guild meeting, Shirley & Kim shared some AWESOME tips on how to make our quilting life easier.

As members, you were asked to share ideas that you use in your space—below find those tips.

- ◆ ‘Bag’ individual projects and all supplies in one bag.
- ◆ Glue fine sandpaper to a manila folder to use to mark appliqué or small fabric pieces.
- ◆ Find time for 10 minutes a day to sew. Make time for yourself! However small—you’ll feel calmer, less stressed and accomplished.
- ◆ Become familiar with quilting terminology. When you encounter a term you don’t understand, look it up or ask a fellow quilter what it means or how to proceed with the technique.
- ◆ Learn about the qualities of fabric. Since your fabric is the backbone of your quilt familiarize yourself with how to care for the fabric you have chosen; prewashing pros/cons; grain lines, etc.
- ◆ Learn how to master a scant 1/4-inch OR 1/4-inch seam allowance. Making sure your seams are accurate is so important in having a project coming together easily. Do a few test runs on scraps before starting your piecing.
- ◆ Develop your rotary cutting skills because they allow you to bypass the time-intense method of constructing templates to mark & cut individual pieces.
- ◆ Learn *quick piecing* (QP) techniques. Strip piecing & other QP techniques allow you to sew large chunks of fabrics together, then slice off sections to create pre-sewn units.
- ◆ Get pressing basics down as it will improve your patchwork.
- ◆ Don’t obsess over errors—they lead us to a better understanding of the quilting process! ☺

MEET OUR FUNDRAISER PRESENTERS

KATHY FLOWERS/PIECES OF DESIGNS

Kathy began quilting in 1976 making doll quilts for her daughter. It was while teaching a Jo Morton class at a local quilt shop that she began dabbling in quilt designs and sold her patterns exclusively at her local quilt shop. In 2012, she submitted her first pattern to McCall’s Quick Quilts & McCall’s Special Edition America Loves Scrappy Quilts as well as Primitive Quilts & Projects. Kathy’s designs include cotton quilts as well as wool appliqué.

Kathy’s first book, Oh Glory, published by Martingale and coordinating thread box with Aurifil was released in April 2017. Kathy continues to travel to lecture and teach. Proceeds from the sale of her book helps her to continue to support our military returning from active duty. Currently her donations are made to Veterans R&R. Veterans R&R in Wauconda, IL was founded by Veterans who know what it is like to come home after years of service and want to make transition easier for other Veterans.

KAREN DEMAREE/QOV FOUNDATION®

Karen is the Wisconsin Coordinator of Quilts of Valor Foundation®. The mission of the Quilts of Valor Foundation (QOVF) is to cover veterans and military service personnel touched by war with healing and comforting quilts called “Quilts of Valor®”.

Founded in 2003, Karen and the Platteville Military Project joined forces with volunteers across the country to make quilts to honor the wounded returning from the wars in Iraq & Afghanistan. As the Foundation matured, Karen became the Regional Coordinator for the Upper Midwest working with Minnesota, North & South Dakota and Wisconsin.

When the region was separated into individual states, she became the Wisconsin State Coordinator, as well as serving as Assistant Executive Director for the Foundation.

Karen serves as the contact person for requests that are placed on the QOVF.org website, handles questions from local groups and individuals and is active in recruiting new members and volunteer longarm quilters. Local groups serve as a touch point for awarding quilts so she does not have to travel as much as in the past.

CCQG SPONSORED BUS TRIP



Calico Capers Quilt Guild Bus Trip

Saturday, June 9, 2018

Motor Coach will depart from Baraboo (7:00 am) and Portage (7:30 am), returning approximately 7:00 pm.

Our Coach will seat fifty-five (55) guests.

June is Dairy Month in Wisconsin and what better way to celebrate this than with a trip north into Clark County and just beyond it's border. Clark County has been one of Wisconsin's leading milk producing counties and has lead the state with the most cows in production.

A stop at Marieke Gouda Holland Family Cheese in Thorp will showcase their signature cheese made with an authentic Old World recipe—their equipment, cultures, herbs & spices are all imported from Holland with milk that is piped directly from the first milking of the day.



This northern area of Wisconsin offers some wonderful quilt shops as well. These will be on our itinerary.

- Bolts of Fun Quilt Shop located in Thorp
- Pine Hollow Quilt & Variety Store located in Stanley
- Brubaker Sewing located in Withee

The Bus Committee is working on final details-watch for updates & registration form! Registration will be open first to CCGQ members until April 7th, after then it will be open to the public.

The committee goal is to *fill the bus*.

WRAPPED IN LOVE

In Mc Call's Quilt Quilts October/November 2017, Carolyn Bean did some research and shared specific size recommendations.

- * Hospice Bed: 63-inches x 80-inches
- * Neo Natal: 36-inches x 36-inches
- * Crib: 34-36 inches x 48-inches
- * Wheel Chair: 36-inches x 48-inches
- * Nap Quilt: 40-inches x 55-60 inches

When asked to donate a quilt, it is helpful to have a guide to know the sizes needed for different purposes.

A quilt can do a tremendous amount of good when draped over a person. Who needs a quilt? A neighbor? A woman at church? Your son? Your daughter? Your best friend from college? If you simply cannot think of a single person in your world who could use a handmade quilt, there are a whole lot of people you don't know who need one.

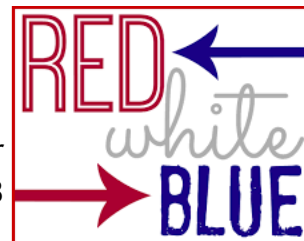
If you are making a new quilt to give or down-sizing your collection at home, get them into the hearts and hands of people who will love them, use them and keep them forever.

The act of giving is a good thing!



share the
warmth

FUNDRAISER 2018



The Calico Capers Quilt Guild extends an invitation to our *RED, WHITE, BLUE DAY*.

This event will be held on Tuesday, June 5, 2018 at the Father Marquette Center St. John the Baptist Catholic Church located on the corner of State Highways 22/23 & Church Street in Montello, Wisconsin with registration from 8:15–8:50 am.

The cost for the day will be \$30.00/per person and will include two national speakers and lunch w/beverages. All seating will be by reservation only. Please note that money will not be refundable but will be transferrable.

Menu for the day will feature pulled pork on mini Vienna rolls; an array of summer salads; beverages (lemonade; coffee and water) and our signature cupcakes.

‘Red, White, Blue’ themed projects will be hung as a back drop for our event. Basket raffles will feature lovely items for bidding on. Our speakers will have book tables set-up for your browsing & shopping.

FORMAT of the DAY



8:15 am Registration



9:00 am Speaker: Kathy Flowers/Pieces of Dreams

Lecture: *Patriotic Salute*



10:45 am Break



11:15 am Luncheon



1:00 pm Speaker: Karen Demaree/Quilt Of Valor Foundation©

Lecture: *What is QOV All About & Why Quilt for Veterans*



2:45 pm Presentation QOV to Local Veterans

Quilts: *Made by CCQG*

✂

Yes, I will be attending:

NAME _____

ADDRESS: _____

CITY _____, STATE _____ ZIP _____

Reservations are \$30.00/per person [Money not refundable but transferrable] made payable to CCQG.

Send reservations and fee to: B. Lacey W8509 Joyce Lane Briggsville, WI 53920